

# HOW TO ACCESS MICROSOFT AZURE

Sign In to your account to begin using the tools available to you.

1) Open a web browser and navigate to 'msdnaa.business.oregonstate.edu'. Click 'Sign In'.

2) Enter your ONID email.



Sign in

Email, phone, or Skype

No account? [Create one!](#)

[Can't access your account?](#)

Next

3) Log in with your ONID credentials.

Sign In to Oregon State University Federation Services:

Username	<input type="text" value="someone@example.com"/>
Password	<input type="password" value="Password"/>

Sign in

4) Read the terms of service, indicate that you agree, then click 'Accept terms'.

✓ Success! Your Academic status was successfully verified.

The account you are signed in was verified to access Azure Dev Tools for Teaching benefits. To continue, please accept [offer agreement](#).

I agree to the [subscription agreement](#), [offer details](#), [Azure Dev Tools for Teaching agreement](#) and [privacy statement](#)

I will receive information, tips, and offers from Microsoft or selected partners about Azure, including Azure Newsletter, Pricing updates, and other Microsoft products and services.

Accept terms

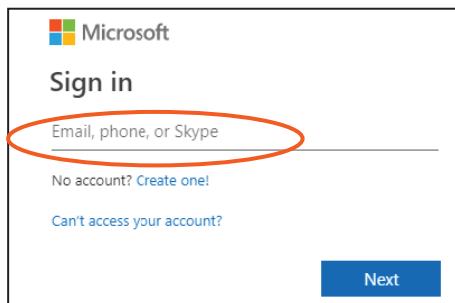
# USING MICROSOFT AZURE

If you're already signed up, all you need to do to get started is sign in.

COLLEGE OF  
**BUSINESS**

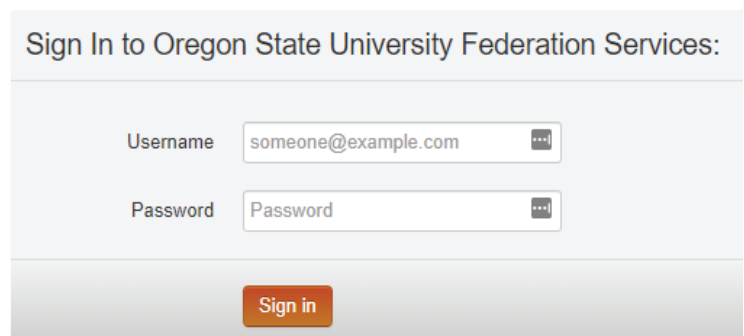
1) Open a web browser and navigate to 'msdnaa.business.oregonstate.edu' then click 'Sign In'.

2) Enter your ONID email.



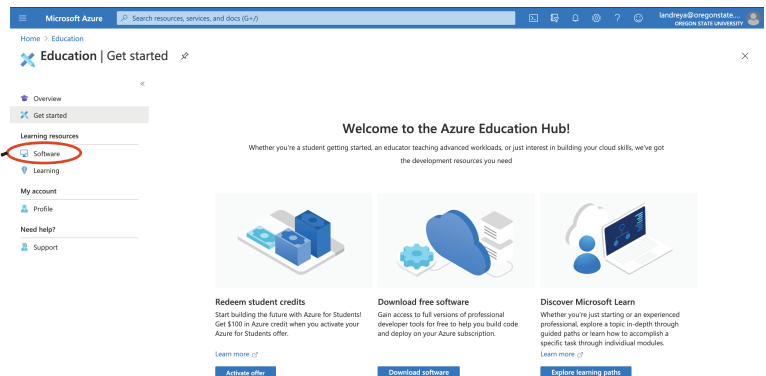
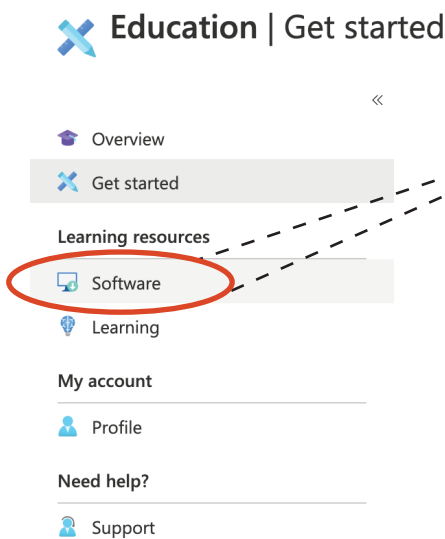
Microsoft  
Sign in  
Email, phone, or Skype  
No account? [Create one!](#)  
Can't access your account?  
Next

3) Log in with your ONID credentials.



Sign In to Oregon State University Federation Services:  
Username someone@example.com  
Password Password  
Sign in

4) Choose the 'Software' tab.



## 5) You should now see this screen.

Microsoft Azure Search resources, services, and docs (G+)

landreya@oregonstate... OREGON STATE UNIVERSITY

Home > Education

Education | Software

Overview  
Get started

Learning resources

Software  
Learning

My account  
Profile

Need help?  
Support

52 Items

Product category : All Operating System : All System type : 64 bit,Service  
Product language : English,Multilanguage

Name ↑↓	Product category ↑↓	Operating System ↑↓	System type ↑↓	Language ↑↓
SQL Server 2019 Developer	Database	Windows	64 bit	English
System Center Virtual Machine Man...	Operating System	Windows	64 bit	Multilanguage
System Center Operations Manager...	Operating System	Windows	64 bit	Multilanguage
System Center Orchestrator 2019	Operating System	Windows	64 bit	Multilanguage
System Center Service Manager 2019	Operating System	Windows	64 bit	Multilanguage
System Center Data Protection Man...	Operating System	Windows	64 bit	Multilanguage
Visual Studio Enterprise 2019	Developer Tools	Windows	64 bit	Multilanguage
Machine Learning Server 9.4.7 for ...	AI + Machine Learning	Windows	64 bit	English
Microsoft R Client 9.4.7	Database	Windows	64 bit	English
Windows 10 Education, version 20H...	Operating System	Windows	64 bit	English
Windows 10 Education N, version 2...	Operating System	Windows	64 bit	English
Windows Server 2019 Datacenter (u...	Operating System	Windows	64 bit	English
Windows Server 2019 Standard (up...	Operating System	Windows	64 bit	English
Windows Server 2019 Essentials (up...	Operating System	Windows	64 bit	English
Pluralsight	Learning Services	Windows	Service	English

**A. This box can be used to search for software.**

**B. This is where the software you can access is listed.**

**C. This shows whether the software is for 32 or 64-bit systems.**

**6) When you select a software, you can choose to download it.**



Windows Server 2019

Windows Server 2019 Standard is ideal for customers with low density or non-virtualized environments. Windows Server 2019 offers additional features in Standard and Datacenter editions. Features exclusive to the Windows Server 2016 Datacenter edition include Shielded Virtual Machines, software-defined networking, Storage Spaces Direct, and Storage Replica. While no features from the Windows Server 2016 R2 Standard edition have been removed, we have added features like Nano Server and unlimited Windows Server containers to the Windows Server 2019 Standard edition.

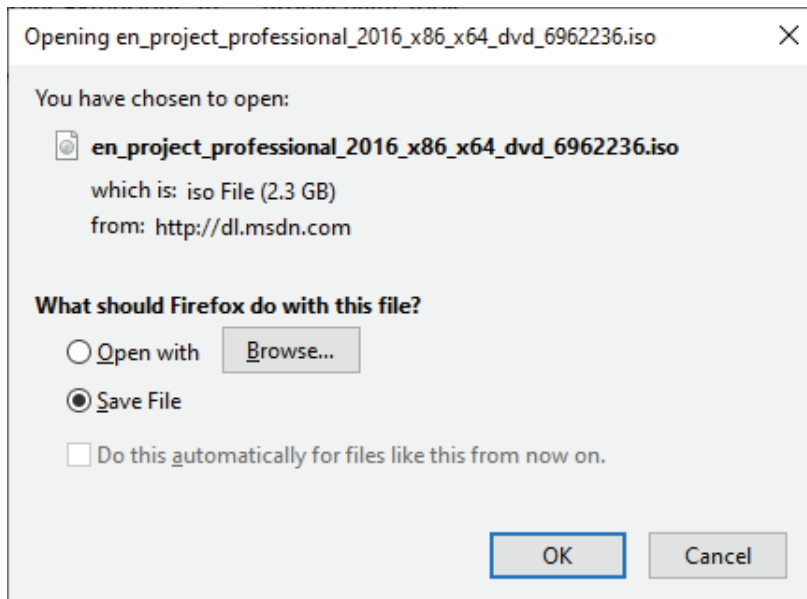
**Product Language**  
English

**System**  
64 bit

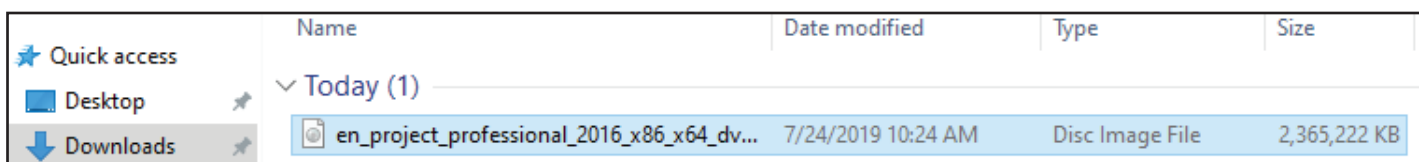
View Key

Download Cancel

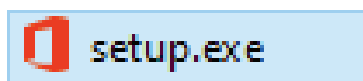
**7) To install a software, click the 'Download' button then save the file to your computer.**



**8) Locate the file and double-click it to open/mount it.**

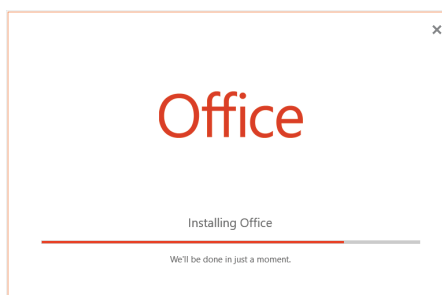


**9) Locate the setup file (often setup.exe) and run it.**



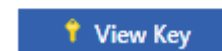
**After your software is installed you can delete the file you downloaded!**

**10) Your software will install automatically.**



**Product Language**  
English

**System**  
64 bit



**\*If your software needs a license, use the 'View Key' button from the panel in step 6.**